



District Report Card: 2017


State: Chhattisgarh	District: Jashpur
Class: 8	Subject: Mathematics
Schools: 51	Students: 1276


Participation/Coverage


Students

<div>GENDER</div> <div></div>	Boys		Girls	
	Number	%	Number	%
	582	45.61	694	54.39

<div>AREA</div> <div></div>	Rural		Urban	
	Number	%	Number	%
	1188	93.10	88	6.90

<div>CATEGORY</div> <div></div>	SC		ST		OBC		GEN	
	Number	%	Number	%	Number	%	Number	%
	95	7.45	826	64.73	312	24.45	43	3.37

<div>CWSN</div> <div></div>	LD	VI	HI	S&LD	ID	Oth
	4	1	1	4	3	3

<div>Management</div> <div></div>	Government		Government-aided	
	Number	%	Number	%
	955	74.84	321	25.16

Average Performance of Students in Mathematics (%)

Overall	Gender		Area		Management		Social Group			
	Male	Female	Rural	Urban	Govt.	Aided	SC	ST	OBC	GEN
36.45	33.22	39.15	36.76	32.20	37.94	32.00	39.79	35.36	37.74	40.62

Performance on Learning Outcomes (LOs)

Learning Outcomes	Description	Average Performance(%)
M601	Solves problems involving large numbers by applying appropriate operations	40.63
M606	Solves problems on daily life situations involving addition and subtraction of fractions / decimals	42.81
M620	Finds out the perimeter and area of rectangular objects in the surroundings like floor of the class room, surfaces of a chalk box etc.	35.91
M621	Arranges given/collected information in the form of table, pictograph and bar graph and interprets them	35.47
M702	Interprets the division and multiplication of fractions	33.62
M705	Solves problems related to daily life situations involving rational numbers	26.33
M706	Uses exponential form of numbers to simplify problems involving multiplication and division of large numbers	33.96
M707	Adds/subtracts algebraic expressions	46.00
M710	Solves problems related to conversion of percentage to fraction and decimal and vice versa	25.79
M717	Finds out approximate area of closed shapes by using unit square grid/graph sheet	35.94
M719	Finds various representative values for simple data from her/his daily life contexts like mean, median and mode	44.26
M721	Interprets data using bar graph	49.21
M801	Generalizes properties of addition, subtraction, multiplication and division of rational numbers through patterns	29.72
M802	Finds rational numbers between two given rational numbers	36.32
M803	Proves divisibility rules of 2, 3, 4, 5, 6, 9 and 11	48.28
M804	Finds squares, cubes, square roots and cube roots of numbers using different methods	41.04
M808	Uses various algebraic identities in solving problems of daily life	42.14
M812	Verifies properties of parallelogram and establishes the relationship between them through reasoning	32.52
M818	Finds surface area and volume of cuboidal and cylindrical object	17.30
M819	Draws and interprets bar charts and pie charts	32.37

Range of Performance of Students who Answered Correctly							
Below 30%		30% - 50%		50% - 75%		Above 75%	
Number	%	Number	%	Number	%	Number	%
542	42.48	433	33.93	241	18.89	60	4.70

Lowest Performing Learning Outcomes (LOs)

- 1 - Finds surface area and volume of cuboidal and cylindrical object (17.30)
- 2 - Solves problems related to conversion of percentage to fraction and decimal and vice versa (25.79)
- 3 - Solves problems related to daily life situations involving rational numbers (26.33)

4 - Generalizes properties of addition, subtraction, multiplication and division of rational numbers through patterns (29.72)

5 - Draws and interprets bar charts and pie charts (32.37)